








Previsione a breve termine

Medie di stazione

	 °C	 %	 hPa	 km/h	 mm/h	 °C
3 Apr	16.4 / 8.4	53.4	1016.6	4.1	0.1	13.9 / 6.6
4 Apr	15.5 / 7.3	58.1	1017.8	5.1	2.4	13.0 / 5.0
5 Apr	17.7 / 6.8	51.2	1018.6	3.9	0.0	15.2 / 4.3
6 Apr	17.8 / 7.6	53.3	1017.7	3.9	0.2	15.0 / 5.6
7 Apr	18.7 / 7.4	52.5	1018.3	3.7	0.2	16.2 / 5.4
8 Apr	21.2 / 7.8	48.7	1018.6	3.9	0.0	19.0 / 5.7
9 Apr	19.7 / 9.5	50.5	1018.4	4.1	0.0	17.2 / 7.7
10 Apr	17.7 / 8.1	53.5	1021.1	3.5	5.5	15.4 / 5.8
11 Apr	19.1 / 9.2	58.8	1021.8	2.9	7.5	17.4 / 7.7

Informazioni sulla stazione

	 °C	 %	 hPa	 km/h	 km/h	 mm/h	 °C
3 Apr	22.7 2025	84.0 2019	1025.5 2025	20.9 2021	37.8 2021	1.0 2019	22.0 2025
	2.6 2020	29.0 2020	1006.4 2019	-	-	-	-0.2 2020
4 Apr	20.1 2020	96.0 2019	1026.4 2020	18.1 2019	29.9 2023	17.0 2019	18.9 2024
	4.7 2020, 2023	24.0 2020	999.7 2019	-	-	-	1.5 2023
5 Apr	23.1 2024	93.0 2019	1029.2 2020	12.7 2020	21.6 2023	0.0 > 3 casi	22.7 2024
	0.0 2020	0.0 2020	1001.4 2019	-	-	-	-4.0 2020
6 Apr	24.9 2024	83.0 2019	1030.7 2020	24.2 2021	49.0 2021	1.0 2021	24.1 2024
	2.5 2023	25.0 2020, 2023	1003.8 2021	-	-	-	-0.5 2023
7 Apr	26.6 2024	89.0 2019	1032.8 2020	18.0 2021	32.0 2021	1.0 2019	26.8 2024
	2.3 2021	15.0 2021	1003.7 2022	-	-	-	-0.4 2021
8 Apr	26.1 2024	90.0 2019	1032.3 2020	14.7 2019	23.0 2022	0.0 > 3 casi	26.5 2024
	1.1 2021	15.2 2020	1001.7 2022	-	-	-	-2.6 2021
9 Apr	25.5 2020	88.0 2024	1030.3 2021	20.7 2022	41.8 2022	0.0 > 3 casi	23.2 2020
	5.9 2021	12.0 2022	1000.4 2022	-	-	-	2.3 2022
10 Apr	26.8 2020	96.0 2024	1028.0 2024	13.4 2023	23.0 2023	33.0 2024	24.4 2020
	3.6 2022	13.0 2020	1008.0 2019	-	-	-	0.5 2022
11 Apr	28.3 2020	98.0 2021	1032.1 2024	11.5 2019	26.6 2023	24.0 2019	26.0 2020
	5.4 2022	12.0 2020	1010.2 2019	-	-	-	2.7 2022

Almanacco

